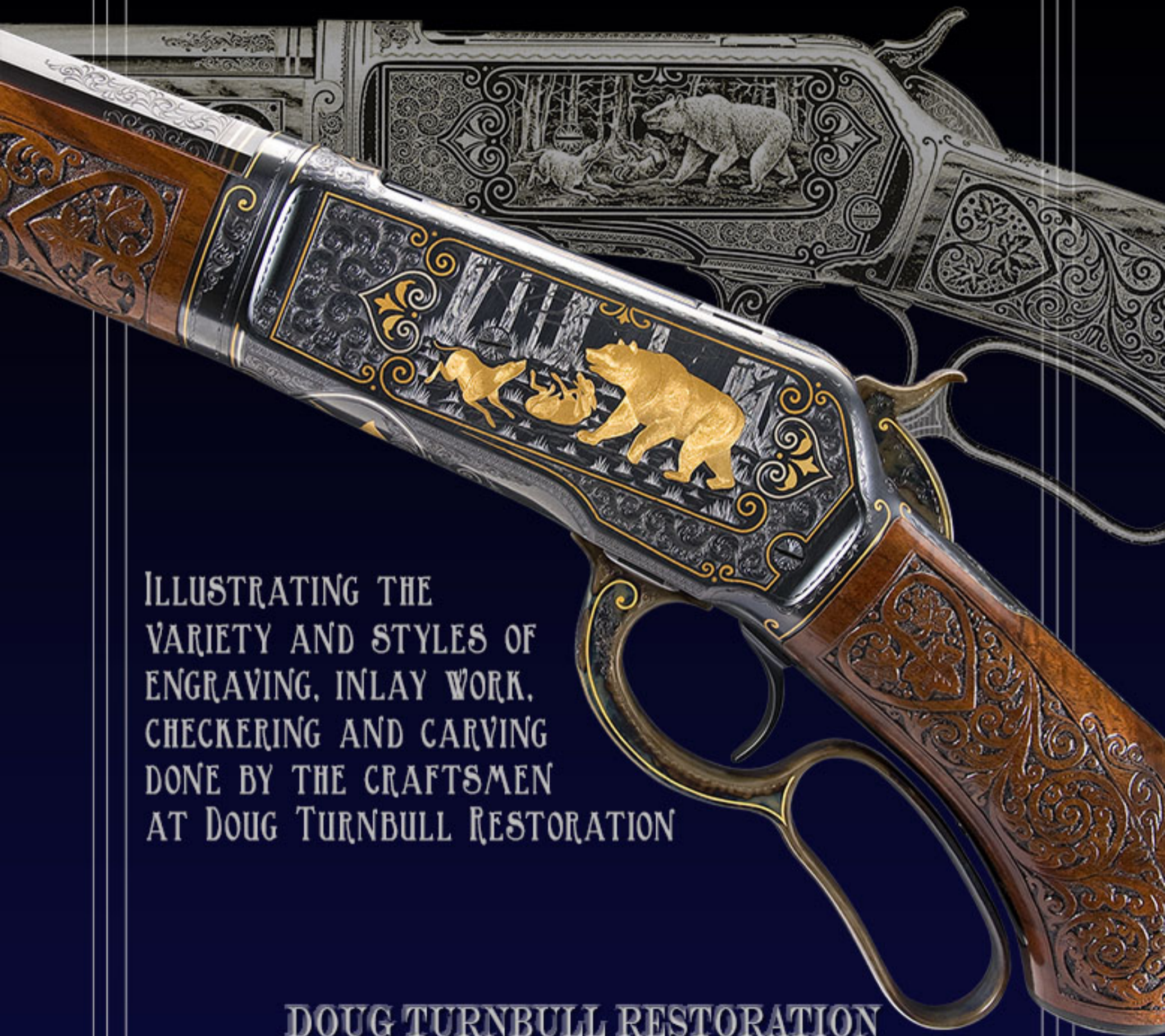


WINCHESTER HIGHLY FINISHED ARMS



ILLUSTRATING THE
VARIETY AND STYLES OF
ENGRAVING, INLAY WORK,
CHECKERING AND CARVING
DONE BY THE CRAFTSMEN
AT DOUG TURNBULL RESTORATION

DOUG TURNBULL RESTORATION

Bloomfield, New York, U.S.A.

A C K N O W L E D G M E N T S

The success of this project is due in large part to a talented and dedicated group of craftsmen. We would like to extend our sincere appreciation and thanks to the following individuals, and companies for their assistance in producing this collection of Highly Finished Winchester rifles.

John K. Pease - Engraver
Neil Hermsen - Engraver
Joe Rundell - B pattern stock carving
Paula Bebout - A pattern stock carving
McGowen Precision Barrels, LLC - Barrel blanks
Cecil Fredi - Stock Blanks
Bob Watts - Stock Blanks

Black and white images from the original Winchester Highly Finished Firearms Catalog courtesy of S.P. Fjestad.

Last, but certainly not least, are the talented craftsmen of Doug Turnbull Restoration Inc. Their tireless dedication to the craft of gun making is the reason this collection exists today.

Jason Barden
Todd Burkett
Sam Chappell
Gordie Dekdebrun
Mike Knowles
Peter Koppmann
Steve Lester
Jesse Linenbroker

Tom McArdle
Dennis Miller
Chris Nelson
Ryan Power
Karl Schill
Jerry Slover
Keith VanOrman
Howard Young



Doug Turnbull Restoration Inc.
6680 Route 5 & 20 ~ P.O. Box 471
Bloomfield, New York 14469
Phone: (585) 657-6338
Fax: (585) 657-7743
www.turnbullrestoration.com

Embellishment of firearms dates back to the earliest arms. The second half of the 19th century, before the Civil War, up to the turn of the century is commonly referred to as the "Golden Age" of firearms engraving in the United States. During this Golden Age, nearly all of the major arms manufacturers offered some type of engraving or embellishment on their firearms.

The Winchester Repeating Arms Co. offered engraving and embellishment on their arms even in the earliest days when the company was known as the Volcanic Repeating Arms Co. However it was not until 1897 that the company began using illustrations to showcase the "decorative work" being done by the factory. Beginning in 1898 and until 1916, a special engraving catalog was offered by the Winchester factory titled "Highly Finished Arms". This catalog offered the customer examples of Winchester arms "showing the variety and styles of engraving, inlay-work, checkering and carving done at the Winchester Armory".

In the pages that follow, the original black and white catalog is shown as it appeared in 1897, along with the exact descriptions used for each rifle. All of the information in the black and white section is for historical reference only, and does not reflect the cost of producing the same work in today's market.

The rifles shown in the color photos were built by the craftsmen at Turnbull Restoration using the original catalog descriptions and illustrations as a guide, as well as examining original "high-grade" rifles.

The craftsmen at Turnbull Restoration have spent thousands of hours re-creating these arms down to the smallest detail. To our knowledge this is the most complete and historically accurate set of "Highly Finished Winchester Arms" ever assembled.



Doug Turnbull
President
Doug Turnbull Restoration Inc.

The arms pictured herein are a tribute to the artisans and craftsmen that practiced their craft during the "Golden Age" of firearms engraving.

Doug Turnbull Restoration Inc.

#1 Engraving Pattern



All of the metal parts of this rifle are engraved in the finest manner possible. All of the inlay work is done in either gold or platinum and is carried through out the rifle.

Receiver: Fully engraved with scroll as well as gold and platinum wire inlay. The animals on both sides and the bottom of the receiver are done in solid gold with gold and platinum inlaid wire borders. The vignette surrounding the animal on the bottom of the receiver is done in platinum wire.

Barrel: Engraved at both the breech and muzzle with scroll as well as double bands of gold and platinum at both breech and muzzle.

Forend Cap: Engraved with ornamental scroll and inlaid with gold bands.

Hammer, Lever, Bolt, Butt Plate & Rear Sight: Engraved with scroll and inlaid with gold and platinum wire.

Front Sight and Screw Heads: Fully engraved with ornamental scroll.

HIGHLY FINISHED WINCHESTER RIFLES

AN ELABORATELY ORNAMENTED MODEL 1886 WINCHESTER RIFLE.

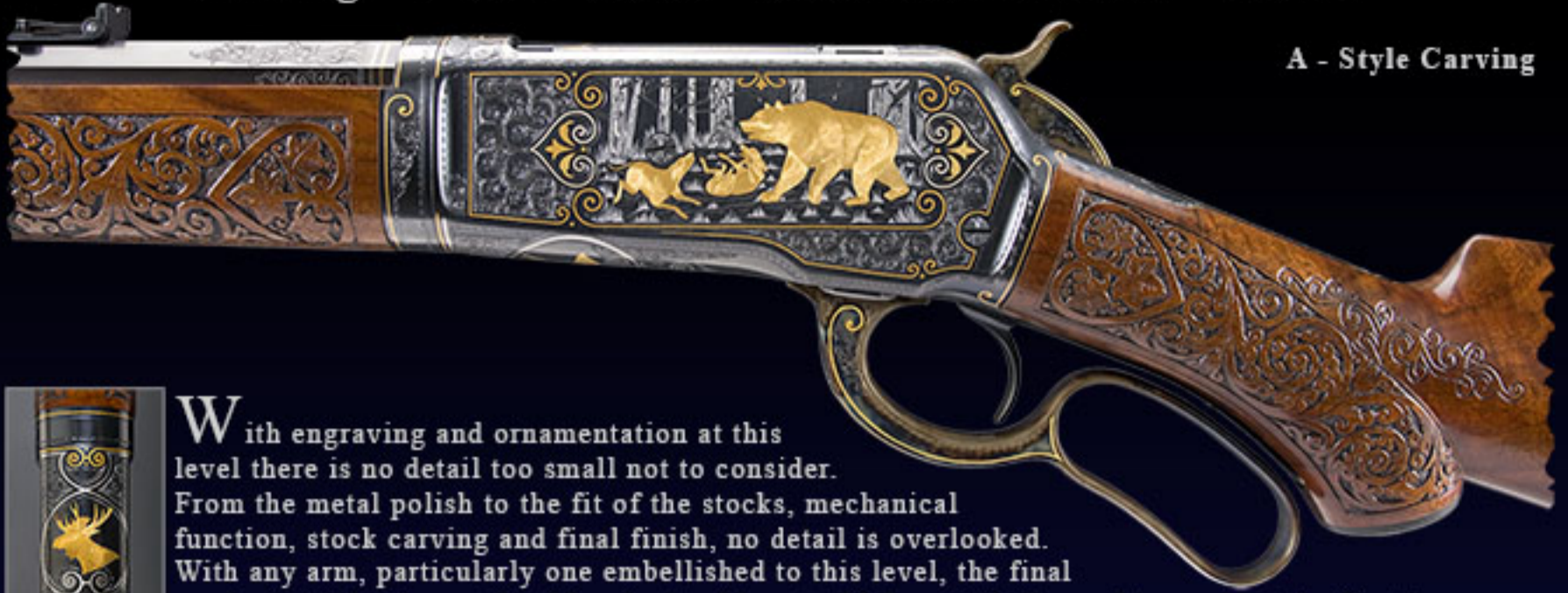
Style of Engraving
No. 1, \$250.00



This ornamentation embraces inlaying, engraving, damaskeening, and hand carving. The receiver is richly engraved on both sides with arabesque scrolls set off by artistic border work. The light unbroken lines show the inlaying in gold and platinum. The animal scenes, and the vignette on the underside of the receiver, are damaskeened in solid gold and silver. The barrel is engraved at the breech and muzzle with scrolls and inlaid with bands of gold and platinum. The finger lever, hammer, breech bolt, and butt plate are engraved and inlaid with gold and platinum lines. The rear sight base and screw heads are suitably engraved.

Doug Turnbull Restoration Inc.

A - Style Carving




With engraving and ornamentation at this level there is no detail too small not to consider. From the metal polish to the fit of the stocks, mechanical function, stock carving and final finish, no detail is overlooked. With any arm, particularly one embellished to this level, the final product will be the result of hundreds of hours of labor, with the goal to produce the finest arm possible. The hand carved stock and forearm shown are designed to complement and flow with this particular style of engraving. If so desired, any checkering pattern shown on page 22 can be furnished. In addition, any vignette shown on page 23 may be substituted on the sides or bottom of the receiver. This style of engraving and ornamentation can be applied to most Winchester rifles.



HIGHLY FINISHED WINCHESTER RIFLES

AN ELABORATELY ORNAMENTED MODEL 1886 WINCHESTER RIFLE.




Style of Carving
A, \$60.00.

The butt stock and forearm of this rifle are beautifully carved with scroll work in relief especially designed to harmonize with the ornamentation of the other parts. Any of the styles of carving or checkering shown on page 22 may be substituted if preferred, the price being stated on that page. A selection for the sides of the receiver may be made from any of the styles or scenes shown on page 23, or a monogram will be inlaid without extra charge if preferred. A monogram or initials may be substituted for the vignette on the underside.

Doug Turnbull Restoration Inc.

#2 Engraving Pattern



All of the metal parts of this rifle are engraved in the finest possible manner. All of the inlay work is done in either gold or platinum and is carried throughout the rifle.

Receiver: Fully engraved with scroll as well as gold and platinum wire inlay. The animals on both sides of the receiver are done in solid gold with gold wire borders. The face of the lever link is inlaid with platinum wire.

Barrel: Engraved at the breech with scroll, as well as bands of gold and platinum, at both the breech and muzzle.

Hammer and Rear Sight Base: Engraved with ornamental scroll and inlaid with gold and platinum wire.

Lever, Bolt, Butt Plate and Forend Cap: Engraved with scroll and inlaid with gold and platinum wire.

Front Sight and Screw Heads: Fully engraved with ornamental scroll.

HIGHLY FINISHED WINCHESTER RIFLES

A FANCY FINISHED MODEL 1894 WINCHESTER RIFLE

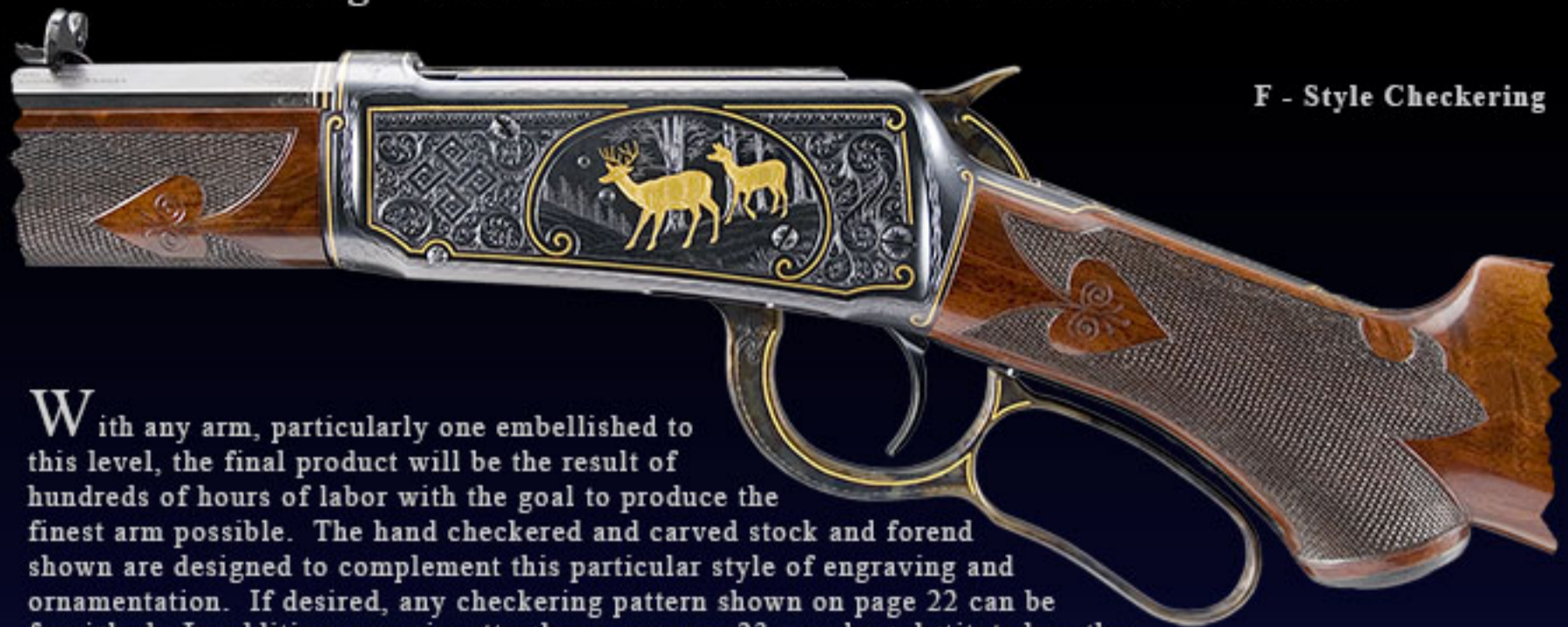
Style of Engraving
No. 2, \$175.00



The ornamentation shown here is of the same general style as that of the Model 1886 previously described, but not quite so elaborate. It includes engraving, inlaying, and damaskeening, checkering, and scroll carving. The inlaying is in gold and platinum, and the animals are damaskeened in gold. The receiver of the Model 1894 does not permit a vignette on the underside, but the link that forms that part of the arm is inlaid with platinum.

Scroll and border engraving are prominent in the ornamentation of the receiver, it being set off by inlaid borders of gold and platinum. The barrel is engraved at the breech and muzzle, also inlaid with lines of platinum and gold. The hammer and rear sight base are engraved and inlaid with platinum.

Doug Turnbull Restoration Inc.



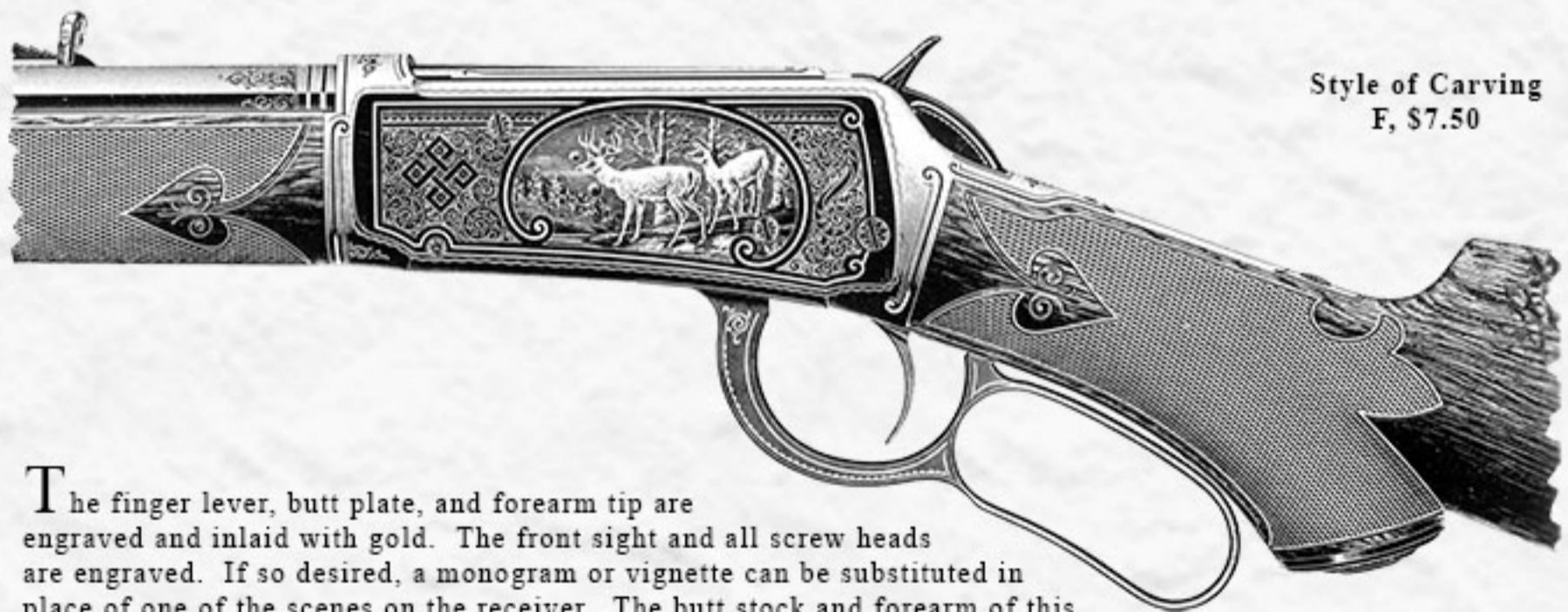
F - Style Checkering

With any arm, particularly one embellished to this level, the final product will be the result of hundreds of hours of labor with the goal to produce the finest arm possible. The hand checkered and carved stock and forearm shown are designed to complement this particular style of engraving and ornamentation. If desired, any checkering pattern shown on page 22 can be furnished. In addition, any vignette shown on page 23 may be substituted on the sides of the receiver. This style of engraving and ornamentation can be applied to most Winchester rifles with the exception of the Model 1890 and Model 1885 single shot rifles.



HIGHLY FINISHED WINCHESTER RIFLES

A FANCY FINISHED MODEL 1894 WINCHESTER RIFLE

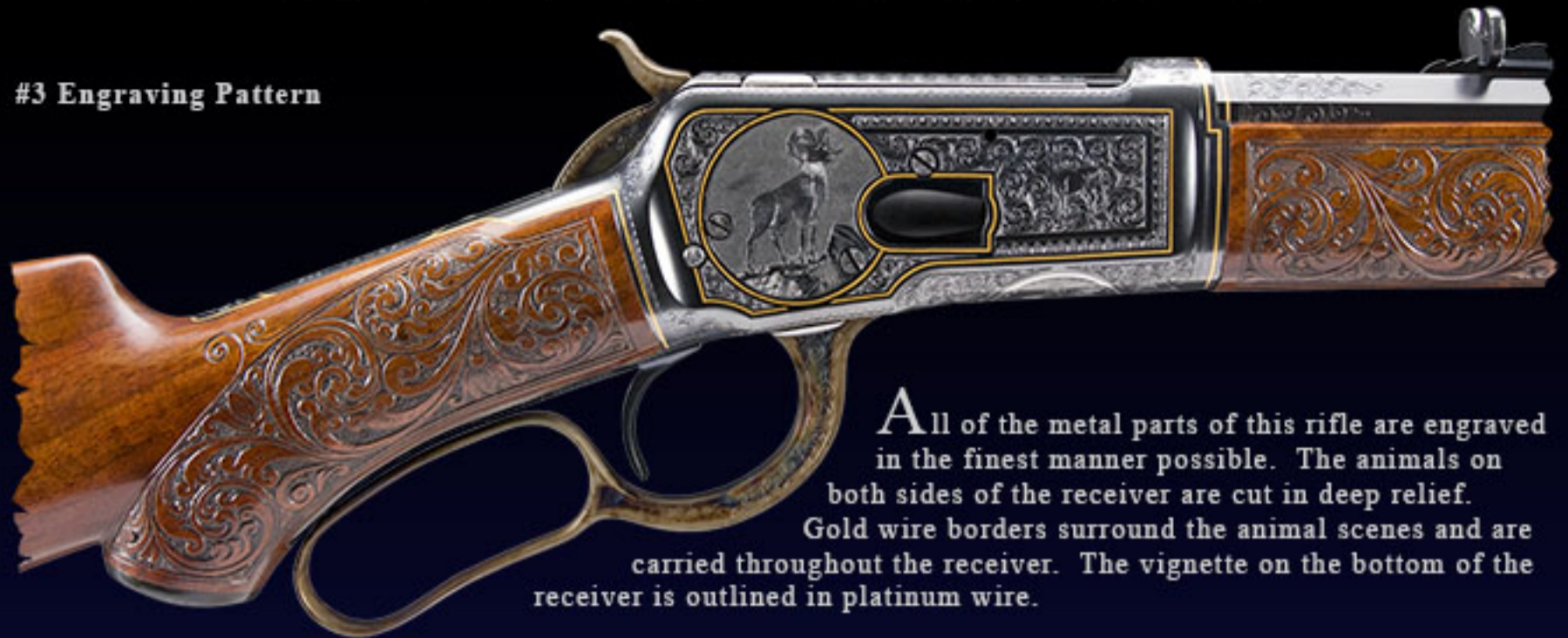


Style of Carving
F, \$7.50

The finger lever, butt plate, and forearm tip are engraved and inlaid with gold. The front sight and all screw heads are engraved. If so desired, a monogram or vignette can be substituted in place of one of the scenes on the receiver. The butt stock and forearm of this rifle are handsomely checkered, the outlining of the checkering with carved line work making a very effective finish. Either of the more costly styles of carving or checkering shown on page 22 will harmonize with the ornamentation on this rifle.

Doug Turnbull Restoration Inc.

#3 Engraving Pattern



All of the metal parts of this rifle are engraved in the finest manner possible. The animals on both sides of the receiver are cut in deep relief. Gold wire borders surround the animal scenes and are carried throughout the receiver. The vignette on the bottom of the receiver is outlined in platinum wire.

Receiver: Fully engraved with scroll as well as gold and platinum wire inlay. The animals on both sides of the receiver are engraved in deep relief and are outlined in frames of gold and platinum wire borders.

Barrel: Engraved at both the breech and muzzle with a gold band at the breech and platinum band at the muzzle.

Hammer, Lever and Bolt: Engraved with fine scroll.


Butt Plate and Forend Cap: Engraved with scroll and inlaid bands of gold wire.

Screw Heads: Fully engraved with ornamental scroll.

HIGHLY FINISHED WINCHESTER RIFLES

AN ARTISTICALLY ORNAMENTED MODEL 1892 WINCHESTER RIFLE

Style of Engraving
No. 3, \$125.00



The style of finish shown in this illustration is very artistic and striking. The frame is case-hardened, making a rich background for the engraving and inlaying. The receiver is engraved with arabesques and fancy border work. The animals are cut in relief and surrounded with frames of gold and platinum line. There are two vignettes on the underside of the receiver surrounded with inlaid lines of gold and platinum. The barrel is engraved and inlaid with gold and platinum lines at the breech and muzzle. The hammer, finger-lever, and breech bolt are engraved with scroll work. The butt plate and forearm tip are engraved and inlaid with bands of gold. All the screw heads are engraved.

Doug Turnbull Restoration Inc.



B - Style Carving



The deep relief engraving on this rifle produces a striking result. The level of detail contained in the animals and the background scenes shows true artistry in engraving. The fine detail work is carried over to the stock carving with vine and scroll intertwined to compliment the engraving on the receiver. If desired, any checkering pattern shown on page 22 can be furnished. In addition, any vignette shown on page 23 may be substituted on the sides of the receiver. This style of engraving and ornamentation can be applied to most Winchester rifles with the exception of the Model 1890 and Model 1885 single shot rifles.



HIGHLY FINISHED WINCHESTER RIFLES AN ARTISTICALLY ORNAMENTED MODEL 1892 WINCHESTER RIFLE




Style of Carving
B, \$35.00

The scenes on the receiver, or ones similar to them, can be damaskeened in gold or silver at the same price; instead of being in relief, but when so ordered the inlaying on the receiver and other parts will be omitted. A monogram, initials, or vignette may be substituted for one of the scenes on the receiver, in which case the remainder of the receiver will be finished with arabesque scroll work. The stock and forearm are carved in the same general style as those of the Model 1886, previously described, but not so elaborately. It is rich relief work in scroll and vine design, and is in accord with the style of finish on the other parts of the rifle.

Doug Turnbull Restoration Inc.

#4 Engraving Pattern



All of the metal parts of this rifle are engraved in the finest ornamental scroll and cut line border work.

Receiver: Engraved with animal scenes and ornamental scroll through out. Both the front and rear of the receiver are inlaid with gold wire.

Barrel: Engraved at the breech end with scroll work and inlaid band of gold.

Lever, Hammer, Butt Plate and Forend Cap: Engraved with scroll.


Butt Plate, Forend Cap and Take-Down Collar: Engraved with ornamental scroll with gold inlay.

Screw Heads: Engraved with ornamental scroll.

HIGHLY FINISHED WINCHESTER RIFLES

AN ENGRAVED MODEL 1894 WINCHESTER RIFLE

Style of Engraving
No. 4, \$60.00



This is a comparatively inexpensive but a very effective style of ornamentation, consisting principally of engraved arabesque scrolls, fancy border and line work, and outline engraving. The receiver is engraved with embossed arabesque scrolls, line and border work, and inlaid at the base and front with gold bands. The animal scenes are engraved in outline. The barrel is engraved at the breech and inlaid with a band of gold. The finger lever, hammer, and all screw heads are engraved.

Doug Turnbull Restoration Inc.

D - Style Carving




The combination of hand checkering and carving make this a unique stock and forend combination. The combination of checkering and carving truly compliment the engraving.

If desired, any checkering pattern shown on page 22 can be furnished. In addition, any vignette shown on page 23 may be substituted on the sides of the receiver.



HIGHLY FINISHED WINCHESTER RIFLES

AN ENGRAVED MODEL 1894 WINCHESTER RIFLE



Style of Carving
D, \$25.00

A vignette or monogram can be substituted, without extra charge, for one of the scenes, if so desired, but any addition or change in the inlaying will be at an increased cost. The ornamentation of the wood is a very handsome combination of hand carving and fancy checkering. The artistic oak leaf pattern of carving adds richness to the checkering and makes a very pleasing contrast.

Doug Turnbull Restoration Inc.

#5 Engraving Pattern



All of the metal on this rifle is engraved with the finest "vine and leaf" style engraving. The barrel has an engraved border and inlaid platinum band at the breech end. The animals are engraved in the finest detail possible.

Receiver: Fully engraved with "vine and leaf" scroll.

Barrel: Engraved line border and platinum wire inlay at breech.

Bolt and Butt Plate: Engraved with fine ornamental scroll.

Screw Heads: Fully engraved with ornamental scroll.

HIGHLY FINISHED WINCHESTER RIFLES

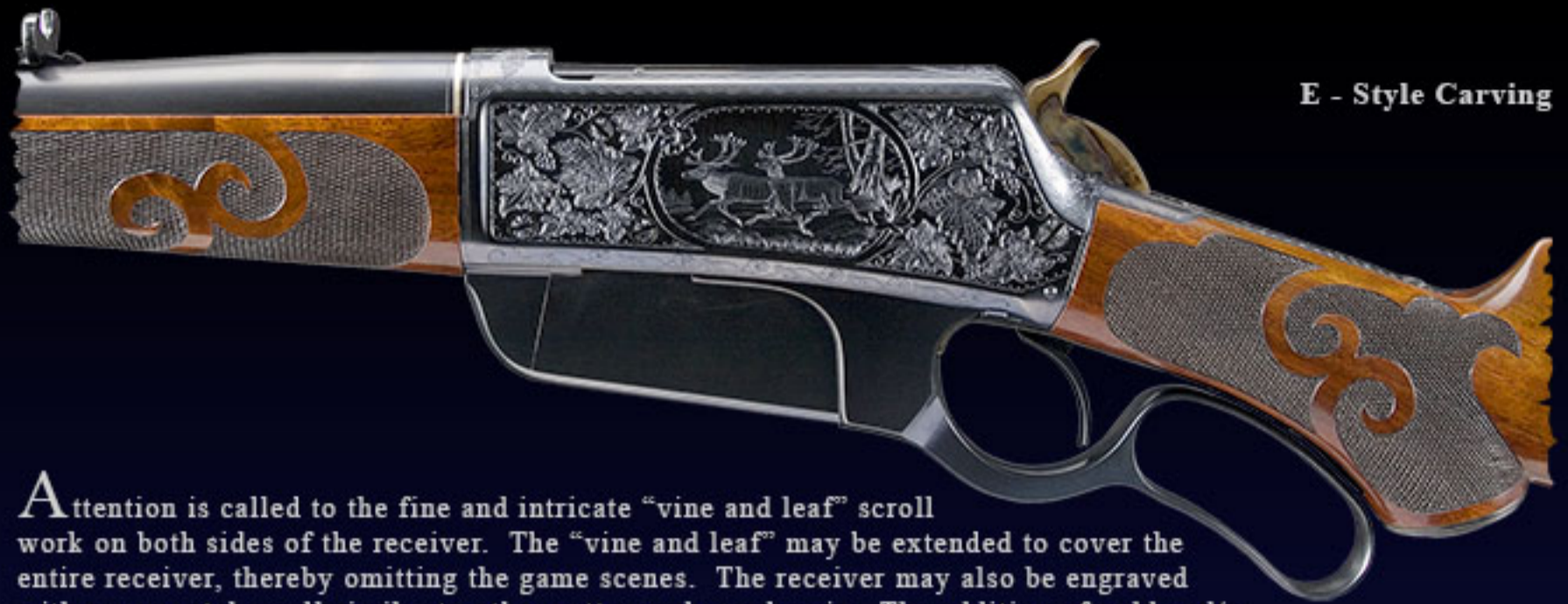
A HANDSOMELY ENGRAVED MODEL 1895 WINCHESTER RIFLE

Style of Engraving
No. 5, \$35.00



Finely engraved leaf work makes a rich and handsome finish and is particularly adapted for gold, silver, or nickel plated receivers. The receiver is engraved with arabesque scrolls and leaf designs, the border being vine work. The animals are in outline engraving. The barrel is engraved at the breech with scrolls and inlaid with a line of platinum. The breech bolt, butt plate, and all screw heads are engraved.

Doug Turnbull Restoration Inc.



E - Style Carving

Attention is called to the fine and intricate "vine and leaf" scroll work on both sides of the receiver. The "vine and leaf" may be extended to cover the entire receiver, thereby omitting the game scenes. The receiver may also be engraved with ornamental scroll similar to other patterns shown herein. The addition of gold and/or platinum inlays is also possible. If so desired, any checkering pattern shown on page 22 can be furnished. In addition, any vignette shown on page 23 may be substituted on the sides of the receiver.



HIGHLY FINISHED WINCHESTER RIFLES A HANDSOMELY ENGRAVED MODEL 1895 WINCHESTER RIFLE




Style of Carving
E, \$12.50

We do not ornament the magazine of the Model 1895 rifle. The leaf engraving may be extended to cover the receiver, by omitting the scene engraving, without extra cost, if desired. This style of carving and checkering, while not so elaborate as some styles previously described, makes an elegant and pleasing finish.

Doug Turnbull Restoration Inc.

#6 Engraving Pattern



The receiver on this rifle is engraved with the finest ornamental scroll with a ribbon border surrounding animals in fine line engraving. The barrel is engraved with fine scroll at both the breech and muzzle

Receiver: Fully engraved with ornamental scroll and ribbon border.

Barrel: Fine ornamental scroll at both breech and muzzle.

Forend Cap and Butt Plate: Engraved with fine ornamental scroll.

HIGHLY FINISHED WINCHESTER RIFLES

AN INEXPENSIVE ENGRAVED MODEL 1892 WINCHESTER RIFLE

Style of Engraving
No. 6, \$25.00



This style of ornamentation is especially recommended, furnishing an attractive finish at a moderate price. It embraces scroll, border, line and ribbon engraving. The receiver is profusely engraved on the sides with scroll and on the under part with ribbon work. The scenes are outline engraving and surrounded with scroll frames.

Doug Turnbull Restoration Inc.



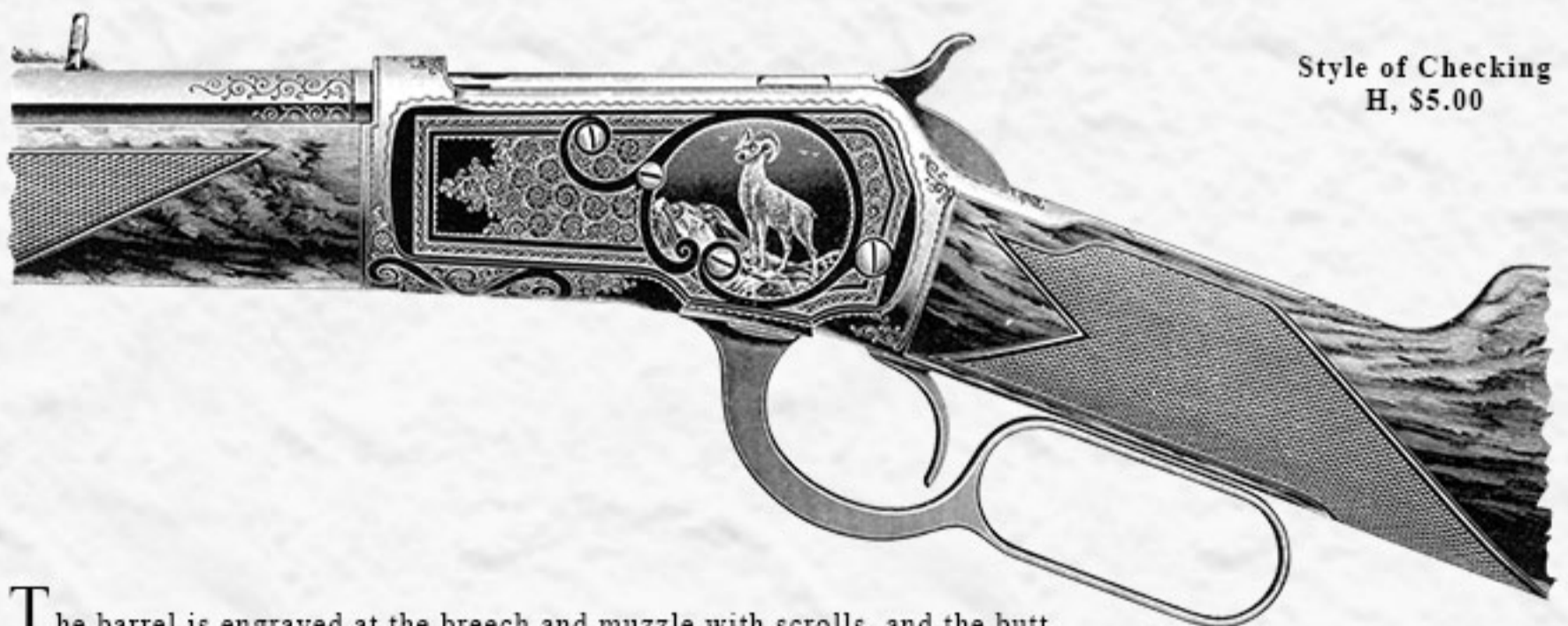
H - Style Checkering

The wide ribbon border surrounding the animals on the sides of the receiver add a dramatic look to the engraving on this rifle. The fine line engraved animals contain tremendous detail. The animals and/or borders, can be inlaid in gold or platinum if desired. Any checkering pattern shown on page 22 can be furnished. In addition, any vignette shown on page 23 may be substituted on the sides of the receiver. The ribbon borders may be modified to suit changes in the vignetted scenes. This style of engraving and ornamentation can be applied to all Winchester rifles.



HIGHLY FINISHED WINCHESTER RIFLES

AN INEXPENSIVE ENGRAVED MODEL 1892 WINCHESTER RIFLE

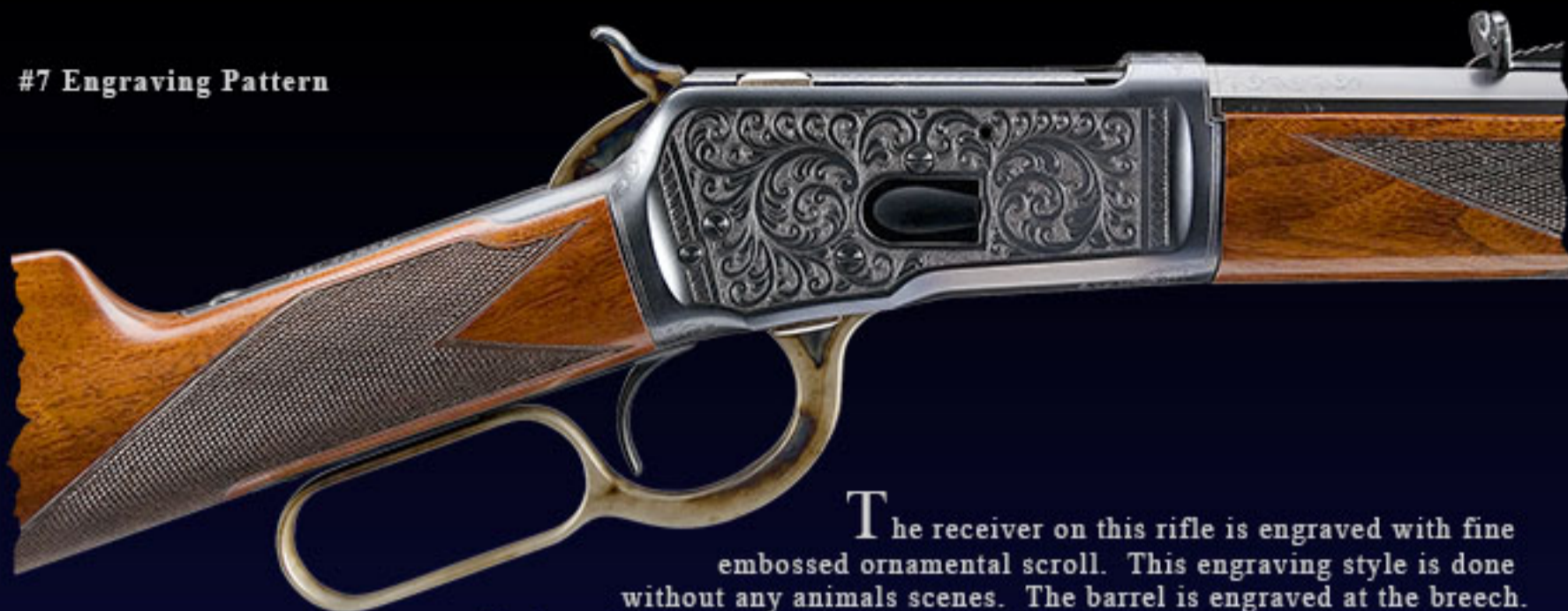


Style of Checkering
H, \$5.00

The barrel is engraved at the breech and muzzle with scrolls, and the butt plate and forearm tip are ornamented in a similar style. If different scenes are preferred with this style of finish, the ribbon work engraving on the receiver will be omitted. The stock and forearm of this rifle are checkered in our regular style, and while not costly the finish is neat and handsome.

Doug Turnbull Restoration Inc.

#7 Engraving Pattern



The receiver on this rifle is engraved with fine embossed ornamental scroll. This engraving style is done without any animals scenes. The barrel is engraved at the breech. The butt plate, bolt and forend cap are also engraved with ornamental scroll.

Receiver: Fully engraved with embossed ornamental scroll.

Barrel: Fine ornamental scroll at breech.

Forend Cap, Butt Plate and Bolt: Engraved with fine ornamental scroll.

HIGHLY FINISHED WINCHESTER RIFLES

A MODEL 1892 WINCHESTER RIFLE SHOWING STYLE OF FINISH PRICED AT \$20.00

Style of Engraving
No. 7, \$15.00



The illustration on this and the opposite page show an inexpensive finish that make a rifle rich and attractive in appearance, and is very effective on gold or nickel plated receivers. The receiver is engraved with arabesque scrolls and fine border work, the engraving covering the two entire sides, scenes being omitted. The breech bolt, butt plate, and forearm tip are engraved with scrolls; also the barrel at the breech.

Doug Turnbull Restoration Inc.



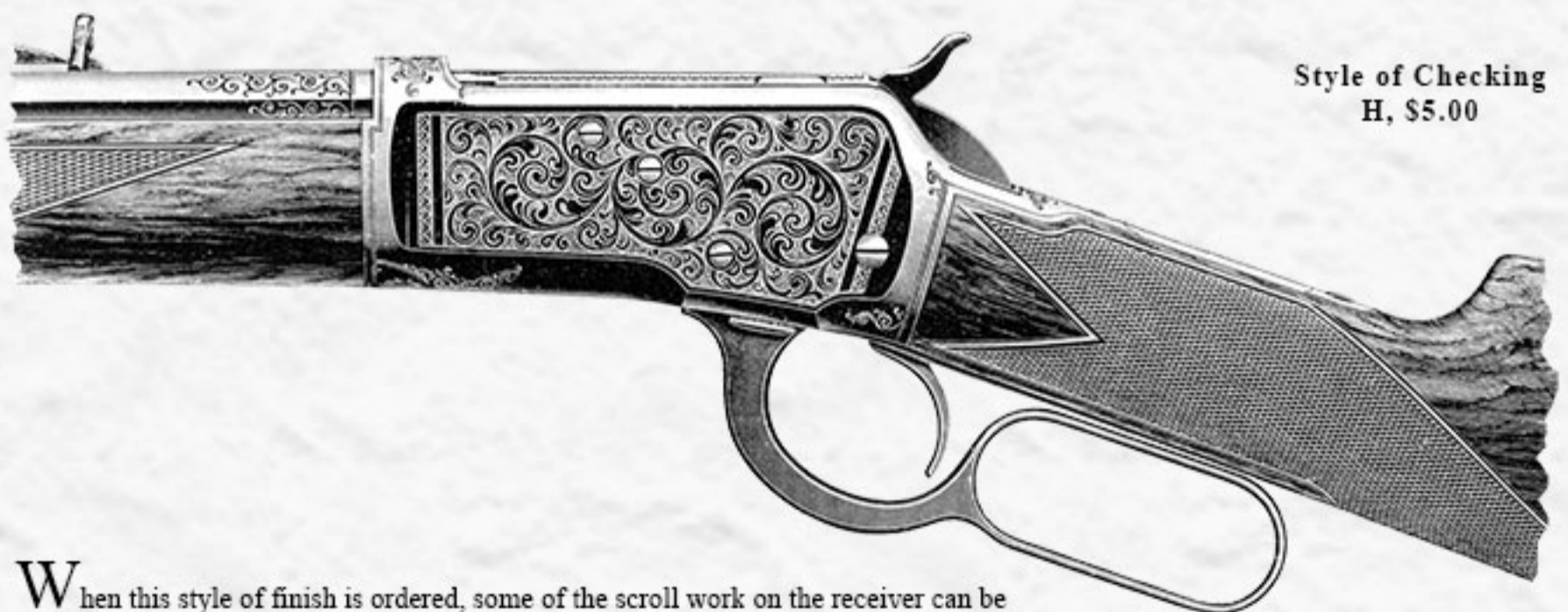
H - Style Checkering

This style of engraving is very effective in creating a rich and attractive arm. The deep cut embossed scroll results in a very handsome and dramatic effect. This pattern works very well with gold or nickel plated receivers as well. Any checkering pattern shown on page 22 can be furnished. This style of engraving and ornamentation can be applied to all Winchester rifles.



HIGHLY FINISHED WINCHESTER RIFLES

A MODEL 1892 WINCHESTER RIFLE SHOWING STYLE OF FINISH PRICED AT \$20.00



Style of Checkering
H, \$5.00

When this style of finish is ordered, some of the scroll work on the receiver can be omitted, if desired, and animal scenes in outline engraving substituted, in which case the receiver will be completed with ornamental scrolls and the barrel and breech bolt will not be engraved. The stock and forearm are finished with our regular style of checkering.

Doug Turnbull Restoration Inc.

#8 Engraving Pattern



This engraving pattern is an example of what can be done on a smaller frame rifle. In this example, a Model 1890 rim-fire rifle with game scenes engraved on both sides. This style of engraving can be ornamented to make an extremely handsome rifle. The animals selected for the scenes contain more elaborate detail and less scroll work. The butt plate is also engraved with ornamental scroll.

Receiver: Fully engraved with fine detailed animals.

Butt Plate: Engraved with fine ornamental scroll.

HIGHLY FINISHED WINCHESTER RIFLES


A STYLE OF ENGRAVING SUITABLE FOR THE MODEL 1890 WINCHESTER RIFLE

Style of Engraving
No. 8, \$15.00



This style of engraving is especially suitable for rifles having small frames, such as the Model 1890 and the Single Shot. The engraving is of the scroll pattern surrounded with fine outline work. In selecting a style of ornamentation for a rifle with a small receiver, care should be taken not to use too much engraving. Any Winchester rifle can be ornamented with this style of engraving. The receiver is engraved with fine line work and arabesque scrolls. The animals are in line engraving and surrounded with a frame of border work. The butt plate is also engraved.

Doug Turnbull Restoration Inc.



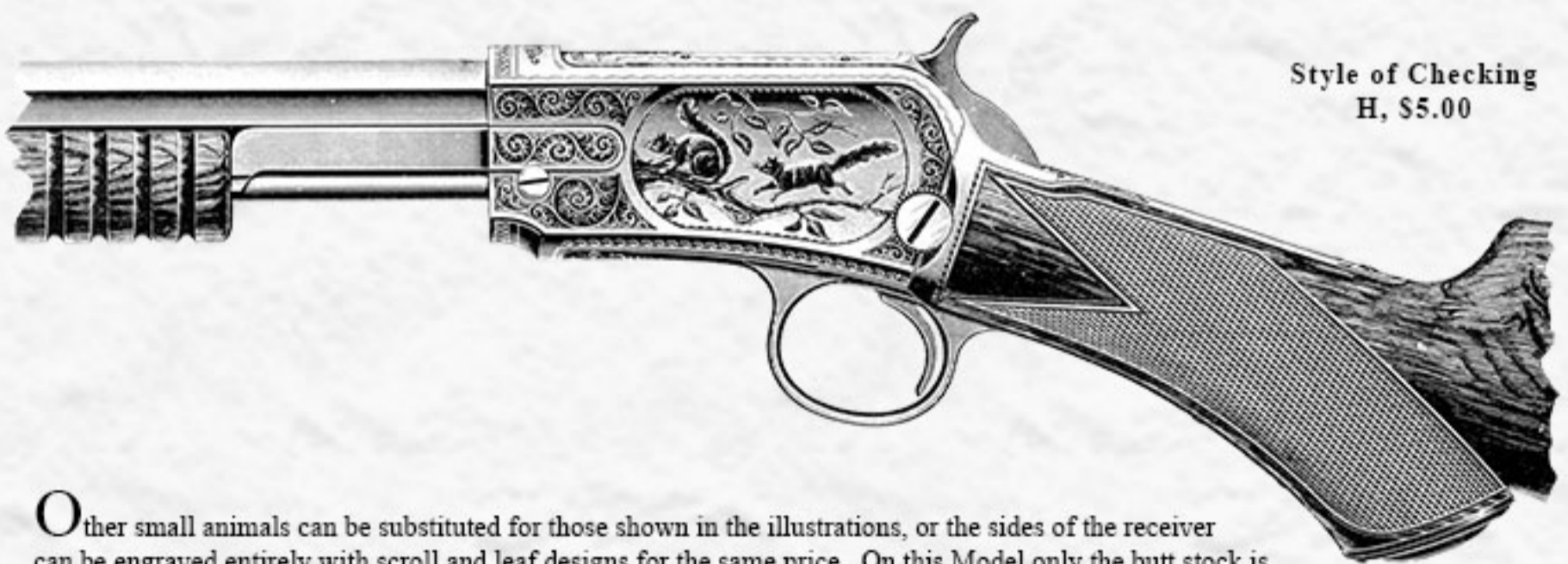
H - Style Checkering

Other animals of similar size can be substituted for those shown. Additional scroll or "vine and leaf" work may also be substituted. This style of engraving is especially applicable to the Model 1890 and single-shot Model 1885. However, this engraving style can be modified and applied to any Winchester arm. Any checkering pattern shown on page 22 can be furnished, if so desired.



HIGHLY FINISHED WINCHESTER RIFLES

A STYLE OF ENGRAVING SUITABLE FOR THE MODEL 1890 WINCHESTER RIFLE



Style of Checking
H, \$5.00

Other small animals can be substituted for those shown in the illustrations, or the sides of the receiver can be engraved entirely with scroll and leaf designs for the same price. On this Model only the butt stock is checkered, the form of the action slide handle making impracticable to carve or check it. It is grooved to prevent the hand from slipping when operating it. No other style of forearm or action slide can be furnished with this rifle.

Doug Turnbull Restoration Inc.

#9 Engraving Pattern



The receiver on this rifle is engraved with fine ornamental scroll and animals scenes engraved in rich detail. The butt plate and forend cap are also lightly engraved with ornamental scroll. This is one of the most popular engraving styles and gives the arm a very rich and attractive appearance.

Receiver: Fully engraved with ornamental scroll and fine line detailed animals.

Forend Cap and Butt Plate: Engraved with fine ornamental scroll.

HIGHLY FINISHED WINCHESTER RIFLES


A MODEL 1892 RIFLE ENGRAVED IN A STYLE PRICED AT \$10.00

Style of Engraving
No. 9, \$10.00



This ornamentation consists of scroll, border, and outline engraving. The forearm tip and butt plate are engraved; also the barrel at the breech. This is a very popular style of finish. On each side of the receiver, there is a scene engraved in outline, surrounded by scroll and border work. Either of the vignettes on page 23 can be substituted for those shown. If another animal scene is substituted no engraving will be put upon the barrel.

Doug Turnbull Restoration Inc.



H - Style Checkering

Any animal vignette pictured on page 23 can be substituted for those pictured here. A personalized monogram may be engraved in place of the animals, if so desired. Any checkering pattern shown on page 22 can be furnished. This style of engraving and ornamentation can be applied to all Winchester rifles.



HIGHLY FINISHED WINCHESTER RIFLES

A MODEL 1892 RIFLE ENGRAVED IN A STYLE PRICED AT \$10.00

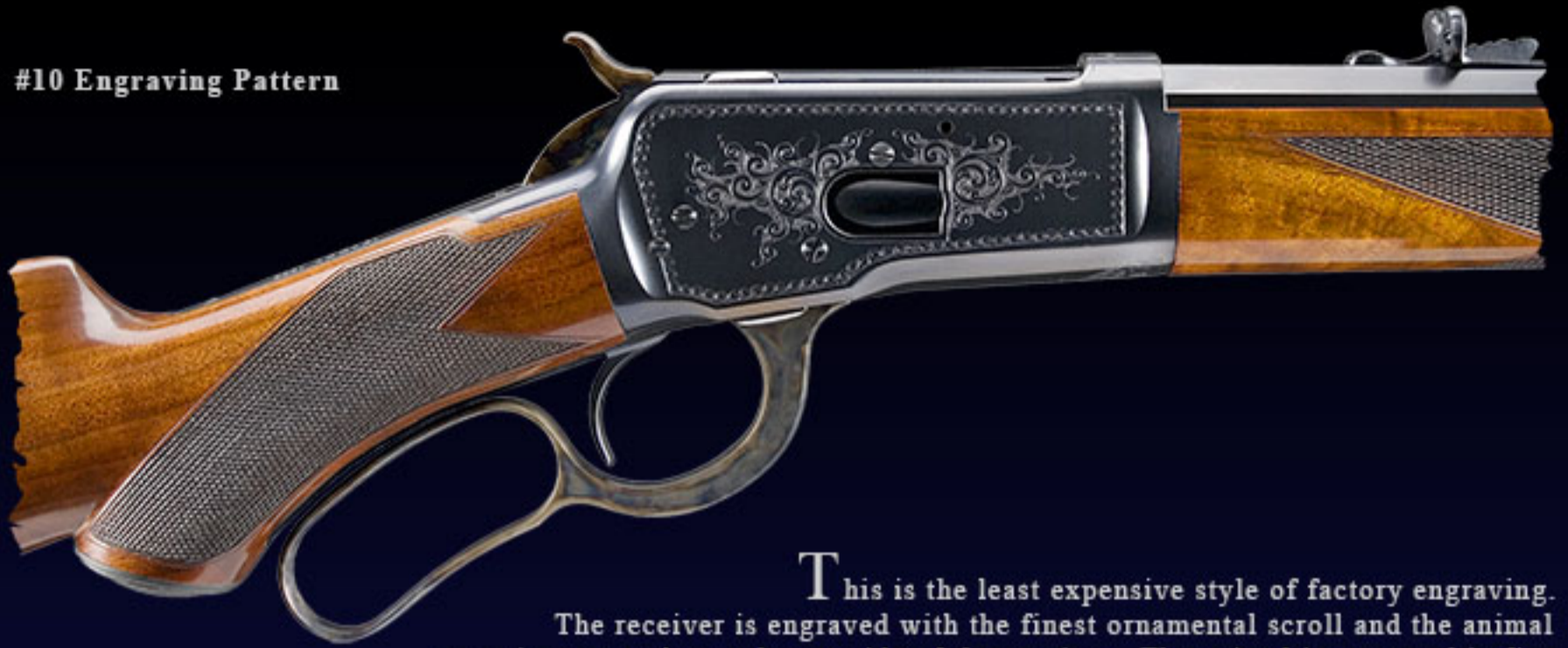


Style of Checking
H, \$5.00

Monograms, not involving a greater amount of work than one of the scenes in this style, will be engraved on one side of the receiver if preferred, at the same price, but in that case the opposite side will be ornamented with scroll work only and the barrel will not be engraved. The butt stock and forearm are finished with our regular checkering.

Doug Turnbull Restoration Inc.

#10 Engraving Pattern




This is the least expensive style of factory engraving. The receiver is engraved with the finest ornamental scroll and the animal scene is engraved on only one side of the receiver. The animal is engraved in fine line engraving with exceptional detail. For those who wish to ornament an arm, this pattern will produce an arm with the characteristics of the more expensive styles at a lesser cost.

Receiver: Fully engraved with ornamental scroll and fine line engraved animal scene.

HIGHLY FINISHED WINCHESTER RIFLES


A MODEL 1892 RIFLE WITH AN INEXPENSIVE STYLE OF ENGRAVING

Style of Engraving
No. 10, \$5.00



The illustrations on this and the opposite page show an inexpensive style of ornamentation. Anyone wishing to ornament a rifle at small expense will find this style very desirable, as it possesses the characteristics of the more elaborate and costly styles. The receiver is engraved with ornamental scrolls and embossed border work. One side of the receiver is a scene engraved in outline.

Doug Turnbull Restoration Inc.




H - Style Checkering

Any animal vignette pictured on page 23 can be substituted for those pictured here. A personalized monogram may be engraved in place of the animals, if so desired. Any checkering pattern shown on page 22 can be furnished. This style of engraving and ornamentation can be applied to all Winchester rifles.



HIGHLY FINISHED WINCHESTER RIFLES

A MODEL 1892 RIFLE WITH AN INEXPENSIVE STYLE OF ENGRAVING



Style of Checkering
H, \$5.00

The price of ornamenting a rifle in this will not permit any great deviation from that shown in the illustrations. Only Deer, Antelope, or Elk will be engraved on a rifle for this price, but they can be made to appear in different attitudes. Initials in fine line engraving can be substituted for the animal, but there will be an extra charge for monograms. The butt stock and forearm are checkered in our regular style

Doug Turnbull Restoration Inc.

Carvings and Checkering.

Most of the styles of carving and checkering shown here are illustrated on the arms pictured in this book. In such cases, specific reference is made to that page.



A-Carving (see page 2)



E-Checkering (see page 10)



B-Carving (see page 6)



F-Checkering (see page 4)



C-Checkering



G-Checkering



D-Checkering (see page 8)



H-Checkering (see page 18)

HIGHLY FINISHED WINCHESTER RIFLES



A




E



B



F



C



G



D



H

STYLE A, STOCK AND FOREARM, \$60.00
 STYLE B, STOCK AND FOREARM, 35.00
 STYLE C, STOCK AND FOREARM, 30.00
 STYLE D, STOCK AND FOREARM, 25.00

STYLE E, STOCK AND FOREARM, \$12.50
 STYLE F, STOCK AND FOREARM, 7.50
 STYLE G, STOCK AND FOREARM, 7.50
 STYLE H, STOCK AND FOREARM, 5.00

Doug Turnbull Restoration Inc.

All deviations from standard styles and sizes involve a large proportional outlay for hand labor, and, when ordered, will be subject to additional charges.

Barrels cannot be furnished longer than 36 inches.

Butt stocks of special shape and length can be specified and will be charged accordingly.

Additional Options Available

Full Nickel Plating

Full Gold Plating

Full Silver Plating

Gold, Silver or Nickel Plated Trimmings

Engraving Scrolls on Barrel

Gold, Silver or Platinum Bands Inlaid in Barrel

Fancy or Extra Fancy Walnut Stocks

Exhibition Grade Walnut Stocks

Checkering or Carving of Stocks

Pistol Grip Butt Stock

Ebony Inlay in Pistol Grip

Cheek Piece on Butt Stock

Hook and Eye Sling Swivels

Leather Faced Recoil Pad

Leather Covered Recoil Pad

Swiss Style Butt Plate

Stock Ovals in Gold, Silver or Platinum

Multiple Barrel/Caliber Sets

(Take-Down Models Only).

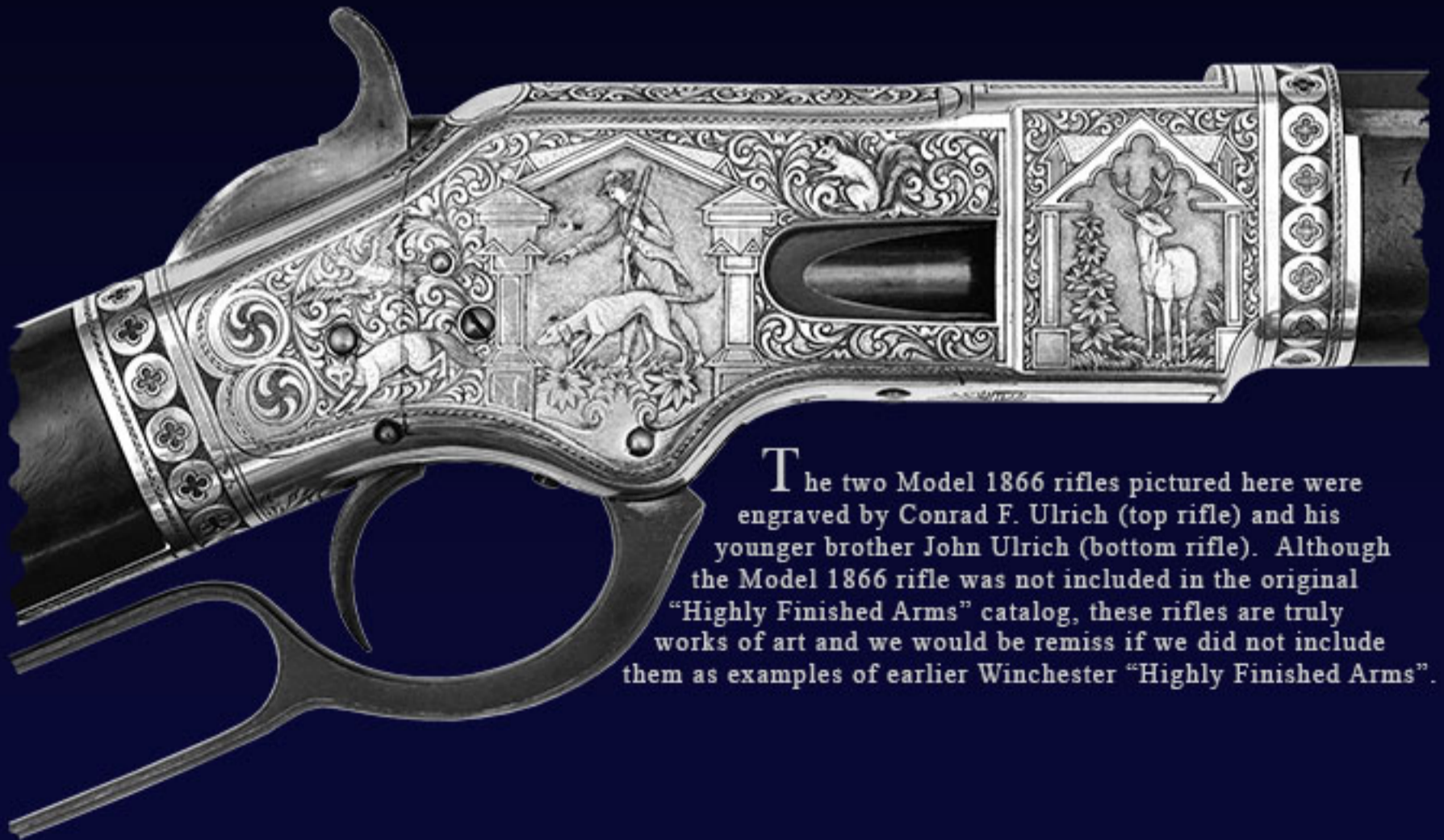
HIGHLY FINISHED WINCHESTER RIFLES



HIGHLY FINISHED WINCHESTER RIFLES



The Model 1866 was the first rifle to be built by the newly formed Winchester Repeating Arms Co. (formerly the New Haven Arms Co.). The Model 1866 was a vast improvement over the earlier Henry Model. The Model 1886 featured an improved magazine tube that did not allow dirt to enter the tube or the action. The Model 1866 also had an improved loading system with a loading gate on the right side of the receiver with a cover.

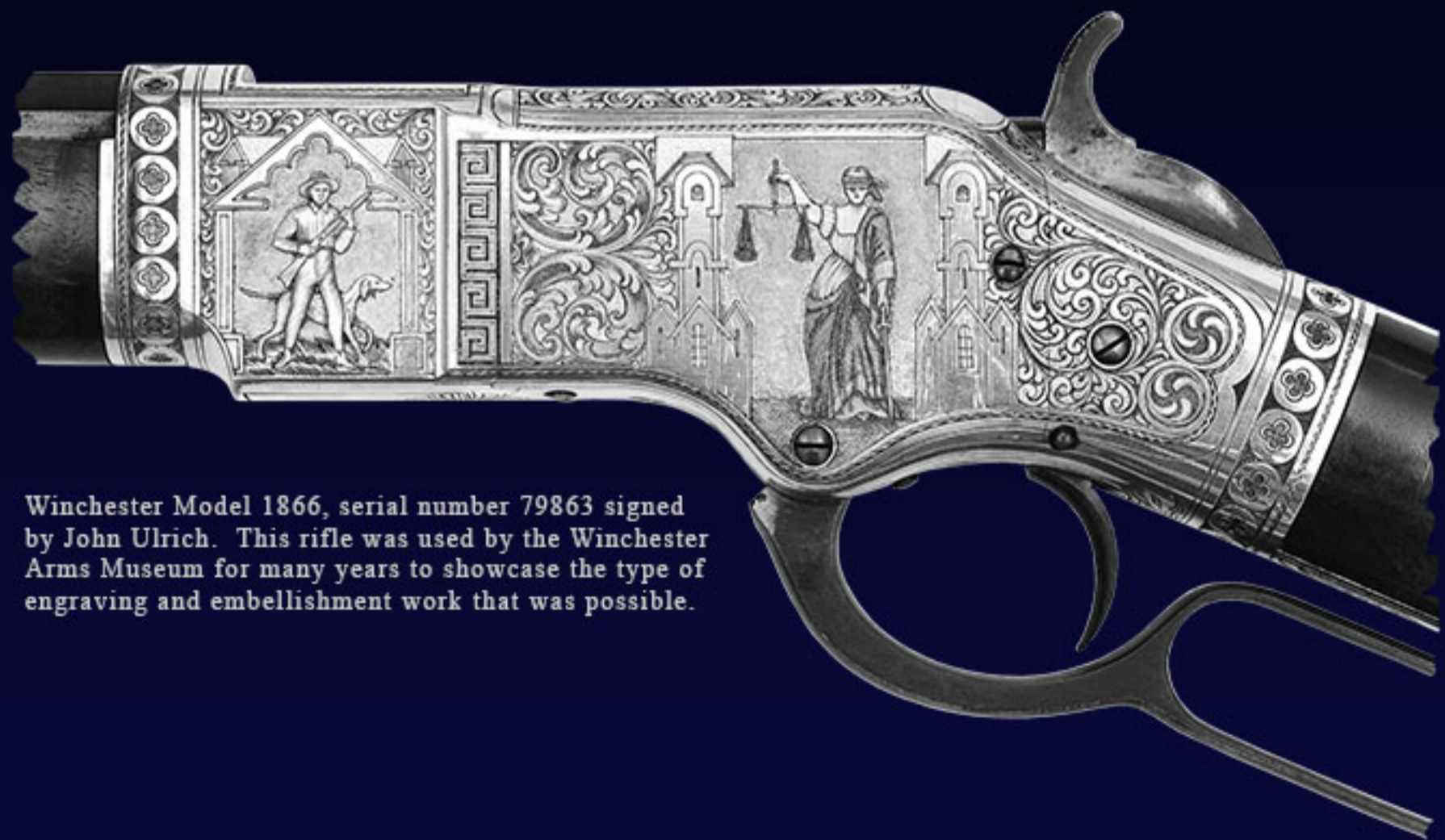


The two Model 1866 rifles pictured here were engraved by Conrad F. Ulrich (top rifle) and his younger brother John Ulrich (bottom rifle). Although the Model 1866 rifle was not included in the original "Highly Finished Arms" catalog, these rifles are truly works of art and we would be remiss if we did not include them as examples of earlier Winchester "Highly Finished Arms".

HIGHLY FINISHED WINCHESTER RIFLES



Winchester Model 1866, serial number 112270
signed by C.F. Ulrich.



Winchester Model 1866, serial number 79863 signed
by John Ulrich. This rifle was used by the Winchester
Arms Museum for many years to showcase the type of
engraving and embellishment work that was possible.

HIGHLY FINISHED WINCHESTER RIFLES

Rifle Data

All of the rifles used to create this collection are original Winchester rifles.
The following information details the rifles used for this collection.

#1 Rifle

Model 1886 Take-Down
Serial # 151718 (Mfg: 1912)
45-70 W.C.F.
26" full octagon barrel
Half magazine tube

#2 Rifle

Model 1894
Serial # 240667 (Mfg: 1902)
32 Winchester Special
26" full octagon barrel
Full length magazine tube

#3 Rifle

Model 1892
Serial # 145569 (Mfg: 1897)
44 W.C.F.
24" full octagon barrel
Full length magazine tube

#4 Rifle

Model 1894 Take-Down
Serial # 50909 (Mfg: 1896)
30 W.C.F.
26" round barrel
Full length magazine tube

#5 Rifle

Model 1895 Flat-Side
Serial # 3484 (Mfg: 1896)
30 U.S. (30-40 Krag).
26" round barrel

#6 Rifle

Model 1892
Serial # 453260 (Mfg: 1908)
44-40 W.C.F.
24" full octagon barrel
Full length magazine tube

#7 Rifle

Model 1892
Serial # 141596 (Mfg: 1896)
38 W.C.F.
24" full octagon barrel
Half magazine tube

#8 Rifle

Model 1890 Second Model
Serial # 131807 (Mfg: 1902)
22 Short
24" full octagon barrel

#9 Rifle

Model 1892
Serial # 260237 (Mfg: 1904)
44 W.C.F.
24" full octagon barrel
Full length magazine tube

#10 Rifle

Model 1892
Serial # 170147 (Mfg: 1899)
44 W.C.F.
24" full octagon barrel
Full length magazine tube



Doug Turnbull Restoration Inc.
6680 Route 5 & 20 ~ P.O. Box 471
Bloomfield, New York 14469
Phone: (585) 657-6338 ~ Fax: (585) 657-7743
www.turnbullrestoration.com